



# CITY OF HARTFORD

DEPARTMENT OF FINANCE  
550 Main Street, Suite 10  
Hartford, Connecticut 06103

**ARUNAN  
ARULAMPALAM**  
Mayor

P: (860) 757-9665  
F: (860) 722-6215  
[www.hartford.gov](http://www.hartford.gov)

**LEIGH ANN RALLS**  
Director of Finance

April 9, 2024

Honorable Arunan Arulampalam, Mayor,  
Honorable Shirley Surgeon, Council President, and  
Members of the Court of Common Council  
City of Hartford  
550 Main Street  
Hartford, CT 06103

**RE: FY2024 March Monthly Financial Report**

Dear Mayor, Council President and Members of Council:

Attached is the March FY2024's Monthly Financial Report in accordance with Charter Chapter VIII, Section 5. (a)(1)(iii). The Report provides General Fund actuals as compared to budgetary information from the City's MUNIS financial management system.

The General Fund is the City's primary operating fund. The primary revenue sources are property taxes and intergovernmental revenue. Other revenue types include licenses and permits, interest and rental income, and charges for services. Expenditures are used to fund operating activities including personnel wages and benefits, education, debt service, professional services, insurance, repair and maintenance, supplies and materials, utilities, and other non-capital costs.

Generally Accepted Accounting Principles for municipalities do not provide for the systematic apportionment or allocations of revenues and expenditures to monthly accounting periods. Accordingly, the amounts in the City's MUNIS financial management system reflect the posting to various accounts in the accounting period that represents the recording period of a transaction - not necessarily the period that revenues are earned or expenditures are incurred.

At the conclusion of March, total revenues collected are \$566.3 million representing 91.5% of the Adopted Budget. Total expenditures incurred are \$431.2 million or 70.2 % of the Adopted Budget. For further details regarding material variances to the Adopted Budget including the reason for the variance refer to the Monthly Financial Report to the Municipal Accountability Review Board.

The Finance Department welcomes the opportunity to respond to any questions that you may have regarding these reports.

Sincerely,

A handwritten signature in black ink, appearing to read "LRalls", written over a faint circular stamp.

Leigh Ann Ralls

**City of Hartford**  
**Schedule of Estimated and Actual Revenues**  
**for the period ending March 31, 2024**

	Original Budget	Budget Amendments	Adjusted Budget	Current Month Actual Revenue	YTD Actual Revenue	Remaining Balance	PCT Collected
41 TAXES	\$ 300,623,516		\$ 300,623,516	\$ 4,023,266.42	\$ 301,821,604.72	\$ (1,198,088.72)	100.4 %
42 LICENSES & PERMITS	6,595,671		\$ 6,595,671	1,419,024.26	10,401,509.20	(3,805,838.20)	157.7 %
43 FINES FORFEITS PENAL	153,840		\$ 153,840	21,244.00	78,626.68	75,213.32	51.1 %
44 INT & RENTAL INCOME	7,479,015		\$ 7,479,015	878,730.89	8,842,113.96	(1,363,098.96)	118.2 %
45 INTERGOVERNMENTAL	294,045,484		\$ 294,045,484	2,958,927.58	237,335,382.92	56,710,101.08	80.7 %
46 CHARGES FOR SERVICES	3,777,049		\$ 3,777,049	324,733.75	3,385,812.28	391,236.72	89.6 %
47 REIMBURSEMENTS	89,653		\$ 89,653	(1,276.00)	51,513.63	38,139.37	57.5 %
48 OTHER REVENUE	276,081		\$ 276,081	63,079.42	878,005.54	(601,924.54)	318.0 %
53 OTHER FINANCING SCRS	6,130,800	-	\$ 6,130,800	672,541.42	3,481,791.24	2,649,008.76	56.8 %
<b>GRAND TOTAL</b>	<b>\$ 619,171,109</b>	<b>\$ -</b>	<b>\$ 619,171,109</b>	<b>\$ 10,360,271.74</b>	<b>\$ 566,276,360.17</b>	<b>\$ 52,894,748.83</b>	<b>91.5 %</b>

For further details regarding revenues please refer to the financial reports issued to the Municipal Accountability Review Board.

# CITY OF HARTFORD CT

## FUND 1001 REVENUE

FOR 2024 09

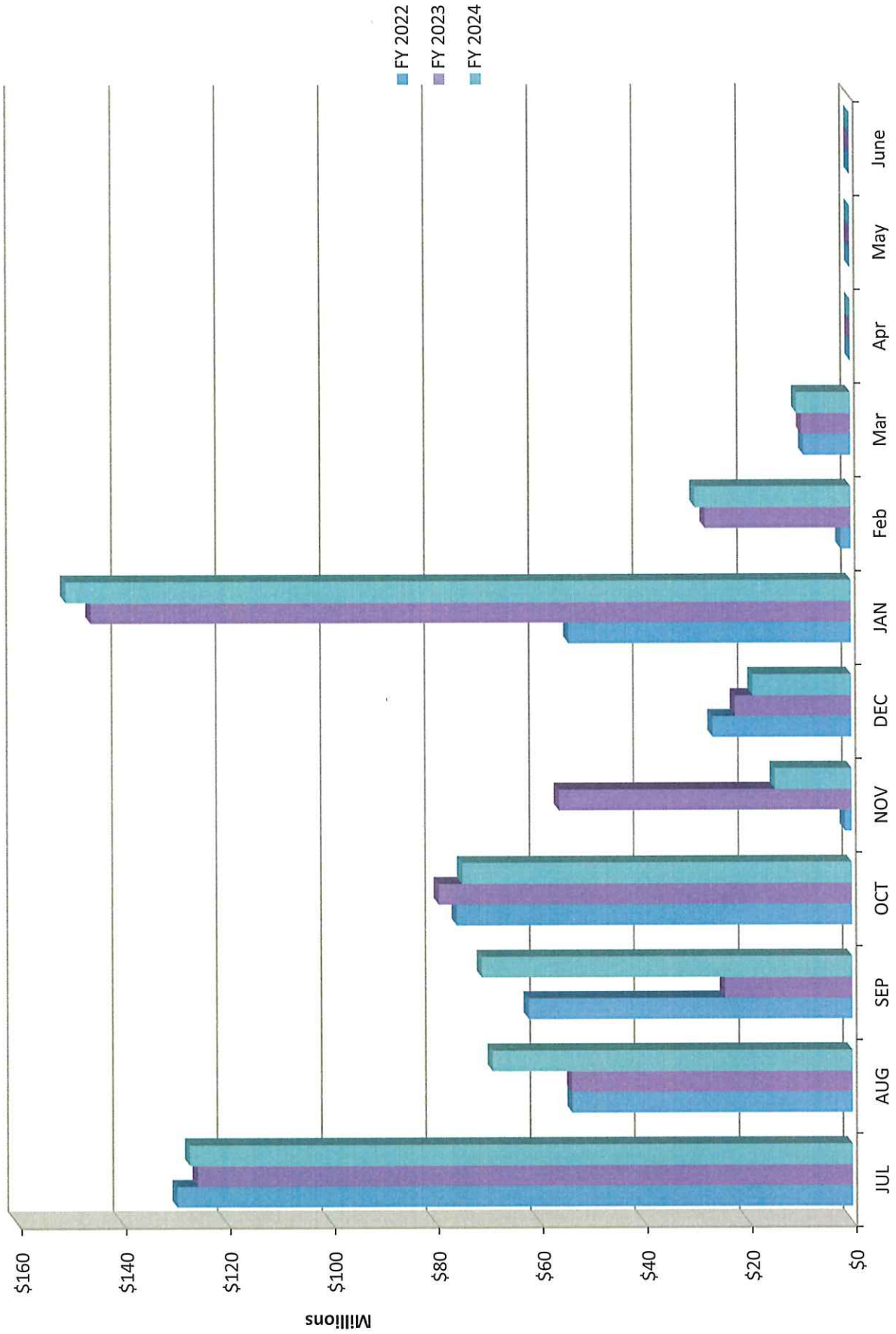
	ORIGINAL ESTIM REV	REVISED EST REV	ACTUAL YTD REVENUE	ACTUAL MTD REVENUE	REMAINING REVENUE	PCT COLL
41 TAXES	-300,623,516	-300,623,516	-301,821,604.72	-4,023,266.42	1,198,088.72	100.4%
42 LICENSES & PERMITS	-6,595,671	-6,595,671	-10,401,509.20	-1,419,024.26	3,805,838.20	157.7%
43 FINES FORFEITS PENAL	-153,840	-153,840	-78,626.68	-21,244.00	-75,213.32	51.1%
44 INT & RENTAL INCOME	-7,479,015	-7,479,015	-8,842,113.96	-878,730.89	1,363,098.96	118.2%
45 INTERGOVERNMENTAL	-294,045,484	-294,045,484	-237,335,382.92	-2,958,927.58	-56,710,101.08	80.7%
46 CHARGES FOR SERVICES	-3,777,049	-3,777,049	-3,385,812.28	-324,733.75	-391,236.72	89.6%
47 REIMBURSEMENTS	-89,653	-89,653	-51,513.63	-1,276.00	-38,139.37	57.5%
48 OTHER REVENUE	-276,081	-276,081	-878,005.54	-63,079.42	601,924.54	318.0%
53 OTHER FINANCING SCRS	-6,130,800	-6,130,800	-3,481,791.24	-672,541.42	-2,649,008.76	56.8%

GRAND TOTAL -619,171,109-619,171,109-566,276,360.17 -10,360,271.74

\*\* END OF REPORT - Generated by CONSTANCE REIK \*\*

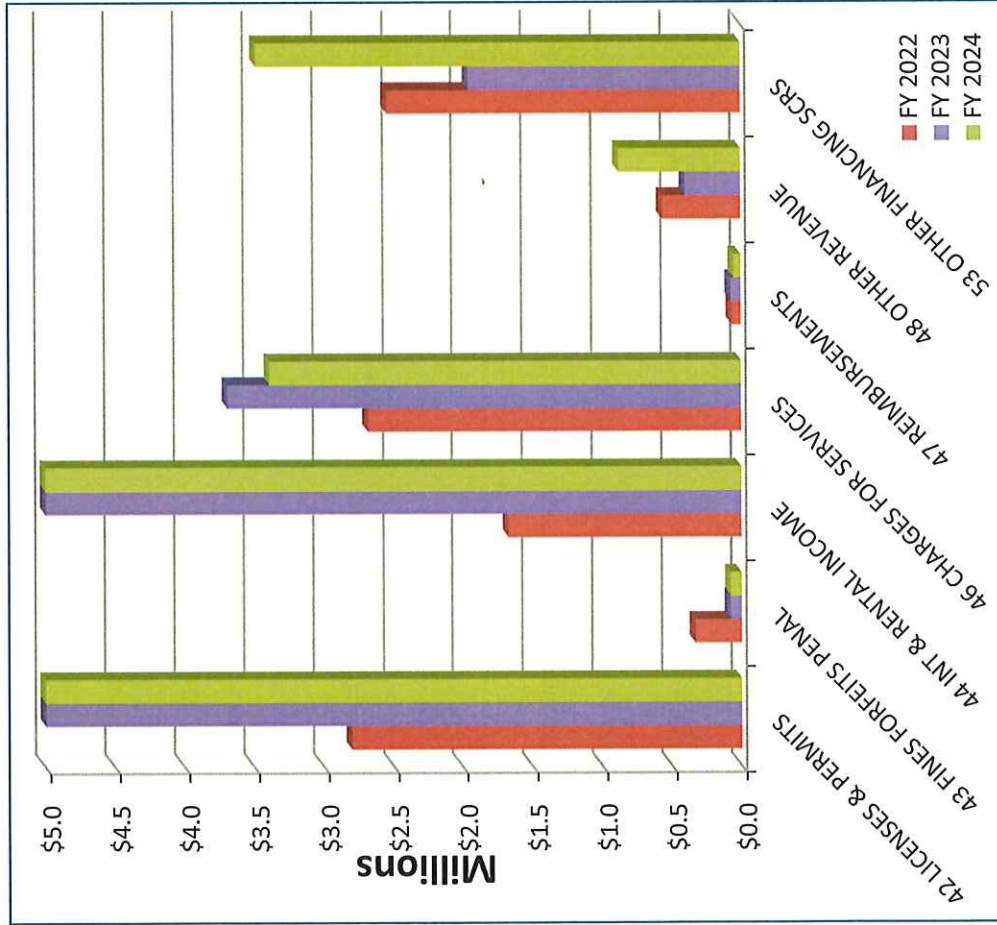


# MONTH OVER MONTH REVENUE

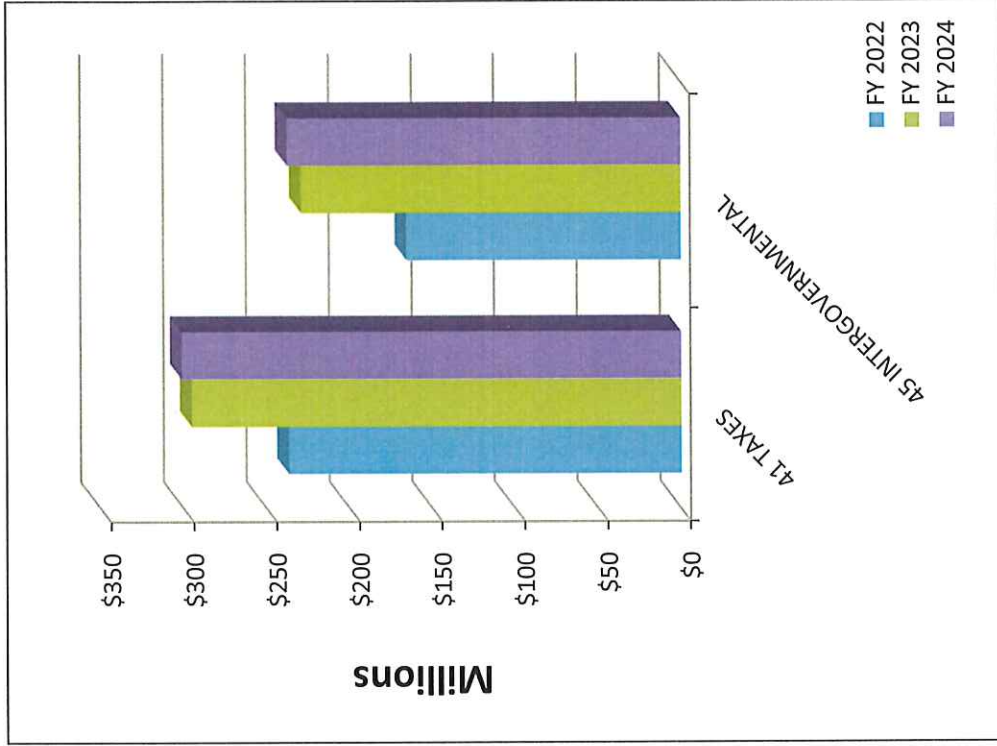


# YTD REVENUE BY CATEGORY

LESS THAN \$5 MILLION



GREATER THAN \$25 MILLION







**City of Hartford**  
**Statement of Appropriations Compared to Expenditures**  
**for the period ending March 31, 2024**

	Original Budget	Budget Transfers	Adjusted Budget	Current Month Expended	YTD Expended	Encumbrances Outstanding	Remaining Balance	PCT Exp
00420 DEVELOPMENT SERVICES	6,825,654		6,825,654	667,316.53	3,497,523.01	155,577.25	3,172,553.74	53.5 %
<b>TOTAL Economic Development</b>	<b>6,825,654</b>	<b>-</b>	<b>6,825,654</b>	<b>667,316.53</b>	<b>3,497,523.01</b>	<b>155,577.25</b>	<b>3,172,553.74</b>	<b>53.5 %</b>
<u>070 Debt Service</u>								
00821 DEBT SERVICE	17,397,994	500,000	17,897,994	9,631.94	38,314,709.74	-	(20,416,715.74)	214.1 %
<b>TOTAL Debt Service</b>	<b>17,397,994</b>	<b>500,000</b>	<b>17,897,994</b>	<b>9,631.94</b>	<b>38,314,709.74</b>	<b>-</b>	<b>(20,416,715.74)</b>	<b>214.1 %</b>
<u>099 OVERHEAD/DISTRIBUTIVE</u>								
00820 BENEFITS & INSURANCES	101,207,991	(500,000)	100,707,991	7,187,732.29	69,089,461.56	945,316.94	30,673,212.50	69.5 %
00822 NON OP DEPT EXPENDITURES	47,924,200	9,655,695	57,579,895	2,723,412.26	42,483,926.45	5,304,719.05	9,791,249.50	83.0 %
<b>TOTAL OVERHEAD/DISTRIBUTIVE</b>	<b>149,132,191</b>	<b>9,155,695</b>	<b>158,287,886</b>	<b>9,911,144.55</b>	<b>111,573,388.01</b>	<b>6,250,035.99</b>	<b>40,464,462.00</b>	<b>74.4 %</b>
<b>TOTAL Municipal</b>	<b>325,956,481</b>	<b>9,900,000</b>	<b>335,856,481</b>	<b>24,838,955.49</b>	<b>258,297,550.91</b>	<b>10,410,884.19</b>	<b>67,148,045.90</b>	<b>80.0 %</b>
<b>00711 EDUCATION</b>	<b>284,013,274</b>	<b>-</b>	<b>284,013,274</b>	<b>8,003,198.66</b>	<b>166,016,233.94</b>	<b>-</b>	<b>117,997,040.06</b>	<b>58.5 %</b>
<b>00721 HARTFORD PUBLIC LIBRARY</b>	<b>9,201,354</b>	<b>-</b>	<b>9,201,354</b>	<b>766,799.50</b>	<b>6,901,195.50</b>	<b>-</b>	<b>2,300,158.50</b>	<b>75.0 %</b>
<b>GRAND TOTAL</b>	<b>\$ 619,171,109</b>	<b>\$ 9,900,000</b>	<b>\$ 629,071,109</b>	<b>33,608,953.65</b>	<b>431,214,980.35</b>	<b>10,410,884.19</b>	<b>187,445,244.46</b>	<b>70.2 %</b>

# CITY OF HARTFORD CT

## FUND 1001 EXPENDITURES



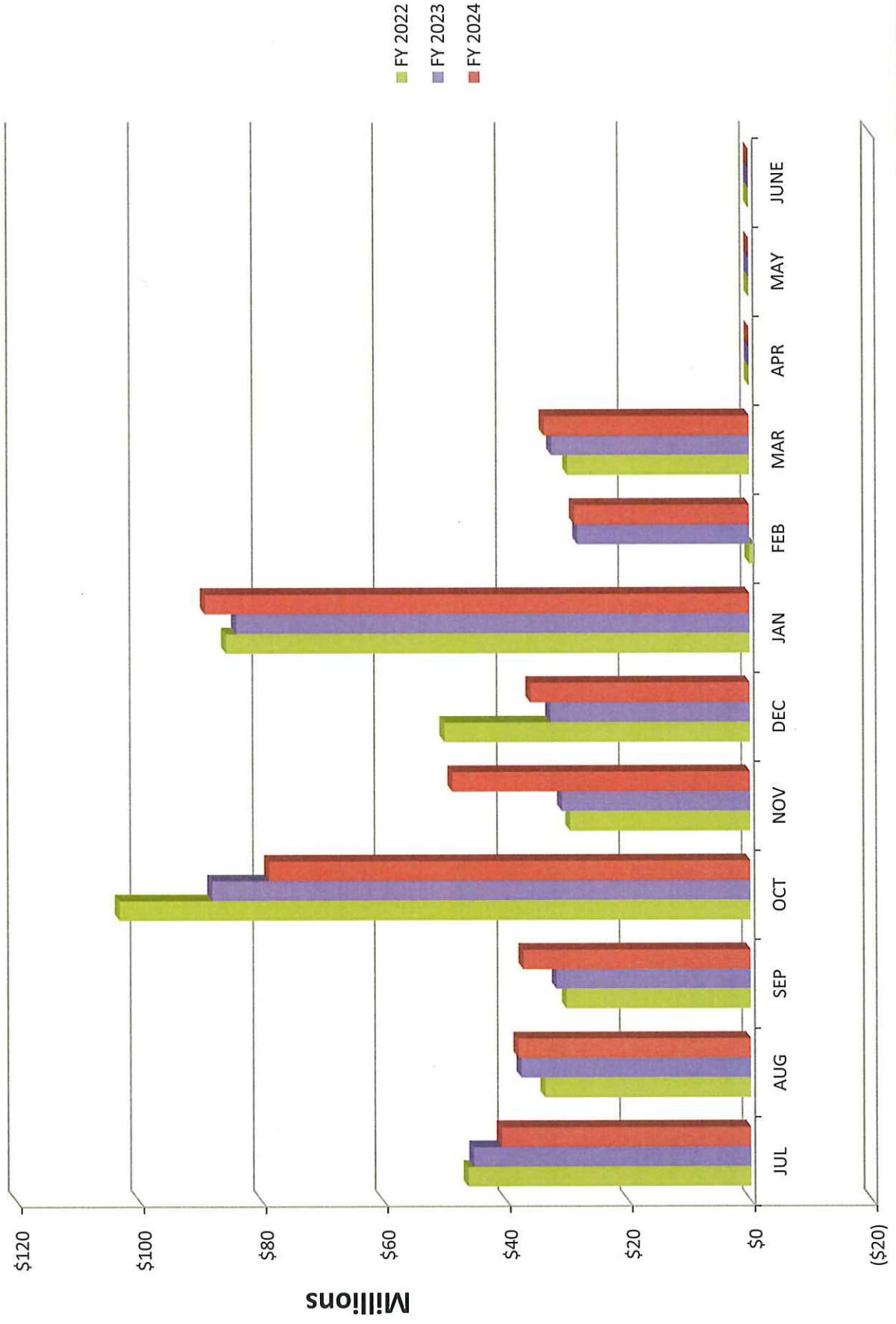
FOR 2024 09

	ORIGINAL APPROP	REVISED BUDGET	YTD EXPENDED	MTD EXPENDED	ENCUMBRANCES	AVAILABLE BUDGET	PCT USED
00111 MAYOR'S OFFICE	823,510	823,510	569,405.50	91,240.68	.00	254,104.50	69.1%
00112 COURT OF COMMON COUNCIL	978,077	978,077	488,916.22	74,571.18	20,666.28	468,494.50	52.1%
00113 TREASURER	532,905	532,905	266,641.05	46,164.76	5,459.11	260,804.84	51.1%
00114 REGISTRARS OF VOTERS	549,635	1,012,171	624,246.90	75,330.97	26,346.77	361,577.33	64.3%
00116 CORPORATION COUNSEL	1,529,493	1,529,493	1,103,845.93	152,760.55	387.13	425,259.94	72.2%
00117 TOWN & CITY CLERK	985,440	985,440	646,115.06	86,356.13	25,485.25	313,839.69	68.2%
00118 INTERNAL AUDIT	534,412	534,412	386,712.45	64,041.76	1,641.31	146,058.24	72.7%
00119 CHIEF OPERATING OFFICER	1,526,876	1,526,876	877,362.17	129,083.31	17,395.00	632,118.83	58.6%
00122 METRO HARTFORD INNOVATION SER	5,075,732	5,075,732	3,806,802.00	422,978.00	.00	1,268,930.00	75.0%
00123 FINANCE	4,154,432	4,154,432	2,699,126.74	443,606.03	33,544.67	1,421,760.59	65.8%
00125 HUMAN RESOURCES	1,971,324	1,971,324	1,059,948.16	157,802.86	74,659.28	836,716.56	57.6%
00128 OFFICE OF MANAGEMENT & BUDGET	1,515,173	1,515,173	974,232.73	176,083.88	12,630.21	528,310.06	65.1%
00132 CHILDREN FAMILY RECREATION	5,099,654	5,099,654	2,809,327.53	237,693.90	197,281.35	2,093,045.12	59.0%
00211 FIRE	41,693,957	41,693,957	30,250,265.22	4,909,459.25	477,806.50	10,965,885.28	73.7%
00212 POLICE	53,136,477	53,136,477	36,450,976.23	4,460,899.06	498,486.68	16,187,014.09	69.5%
00213 EMERGENCY SERVICES & TELECOMM	5,231,157	5,231,157	4,142,582.87	518,872.46	44,895.80	1,043,678.33	80.0%
00311 PUBLIC WORKS	21,503,825	21,503,825	15,134,944.36	1,822,240.25	1,133,816.00	5,235,064.64	75.7%
00420 DEVELOPMENT SERVICES	6,825,654	6,825,654	3,497,523.01	667,316.53	155,577.25	3,172,553.74	53.5%
00520 HEALTH AND HUMAN SERVICES	5,758,563	5,758,563	2,620,479.03	381,677.44	1,434,769.61	1,703,314.36	70.4%
00711 EDUCATION	284,013,274	284,013,274	166,016,233.94	8,003,198.66	.00	117,997,040.06	58.5%
00721 HARTFORD PUBLIC LIBRARY	9,201,354	9,201,354	6,901,195.50	766,799.50	.00	2,300,158.50	75.0%
00820 BENEFITS & INSURANCES	101,207,991	100,707,991	69,089,461.56	7,187,732.29	945,316.94	30,673,212.50	69.5%
00821 DEBT SERVICE	17,397,994	17,897,994	38,314,709.74	9,631.94	.00	-20,416,715.74	214.1%
00822 NON OP DEPT EXPENDITURES	47,924,200	57,361,664	42,483,926.45	2,723,412.26	5,304,719.05	9,373,018.50	83.3%
<b>GRAND TOTAL</b>	<b>619,171,109</b>	<b>629,071,109</b>	<b>431,214,980.35</b>	<b>33,608,953.65</b>	<b>10,410,884.19</b>	<b>187,445,244.46</b>	<b>70.2%</b>

\*\* END OF REPORT - Generated by CONSTANCE REIK \*\*



# MONTH OVER MONTH EXPENDITURES



# YTD EXPENDITURES BY DEPARTMENT

