



**City of Hartford**  
**FIRE DEPARTMENT**

**FIRESTAT**

*Year 2022*

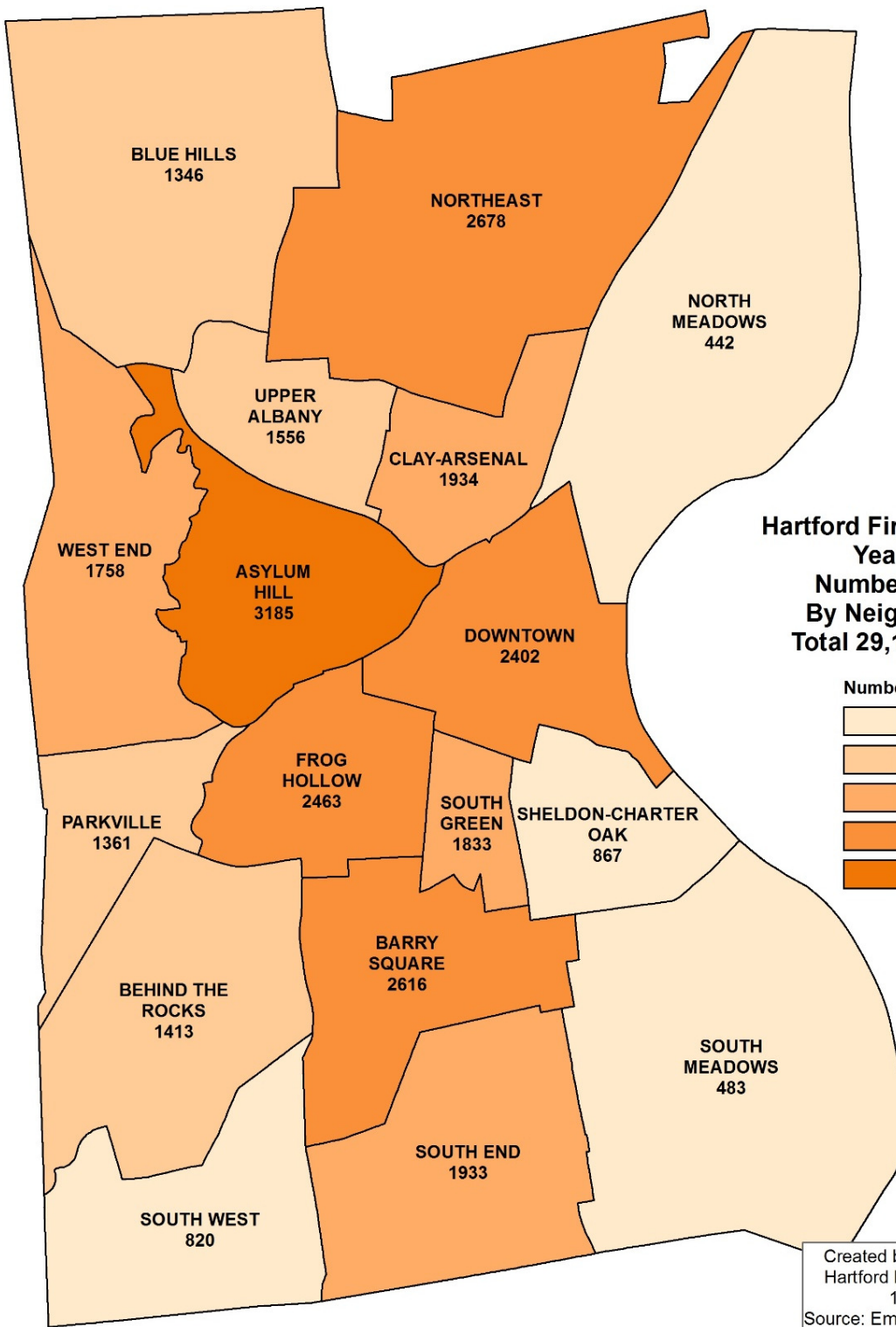
**"Goal Oriented, Results Driven"**

# EMERGENCY RESPONSE DATA

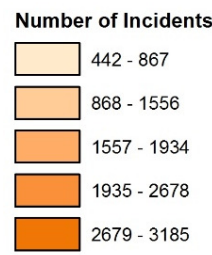


"Goal Oriented, Results Driven"

# Incidents by Neighborhood Year 2022



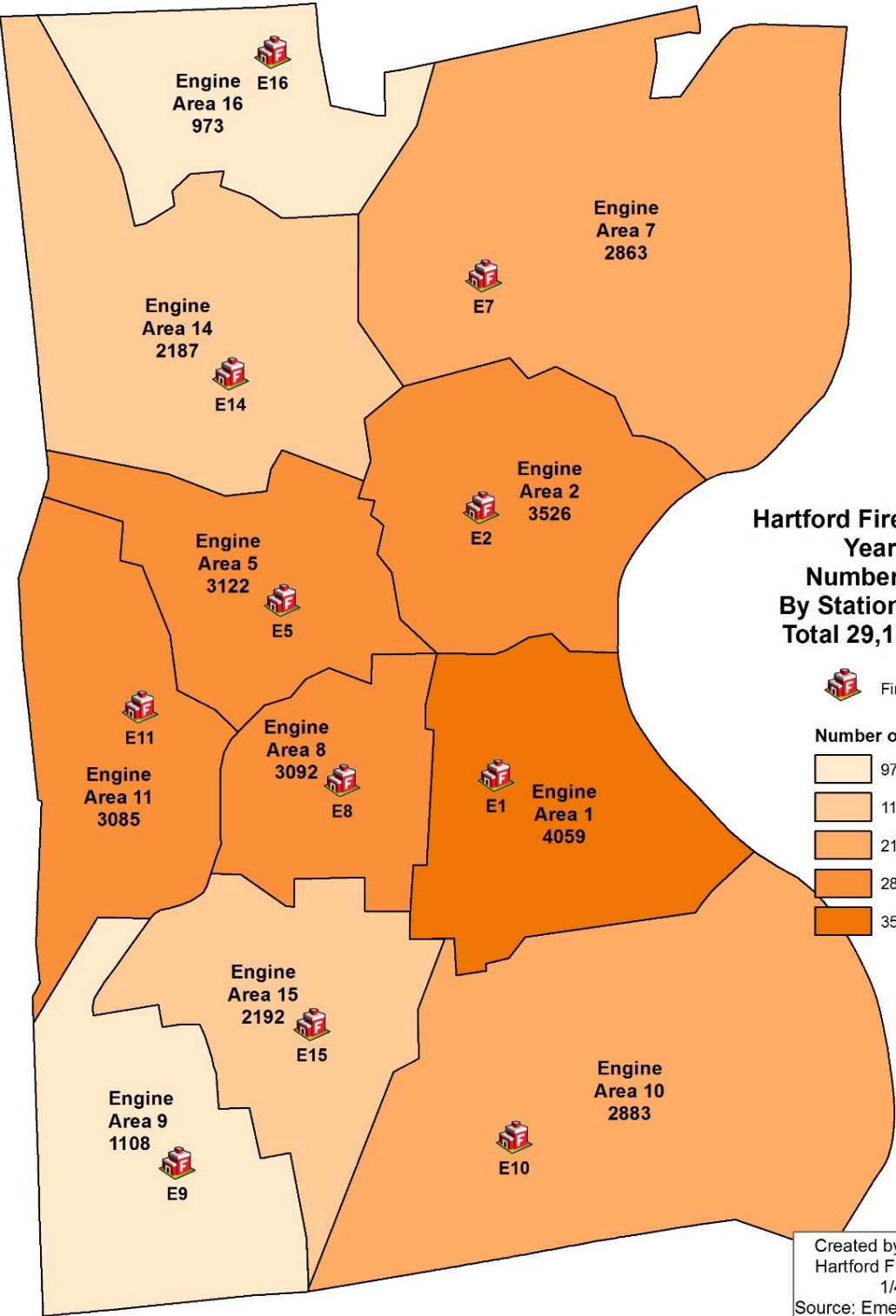
**Hartford Fire Department  
Year 2022  
Number of Calls  
By Neighborhood  
Total 29,156 of Calls**



Neighborhood	Count
ASYLUM HILL	3185
NORTHEAST	2678
BARRY SQUARE	2616
FROG HOLLOW	2463
DOWNTOWN	2402
CLAY-ARSENAL	1934
SOUTH END	1933
SOUTH GREEN	1833
WEST END	1758
UPPER ALBANY	1556
BEHIND THE ROCKS	1413
PARKVILLE	1361
BLUE HILLS	1346
SHELDON-CHARTER OAK	867
SOUTH WEST	820
SOUTH MEADOWS	483
NORTH MEADOWS	442

Created by Leandro Cieri  
Hartford Fire Department  
1/4/2023  
Source: Emergency Reporting  
Geocoded: 29,090  
Not Geocoded: 66

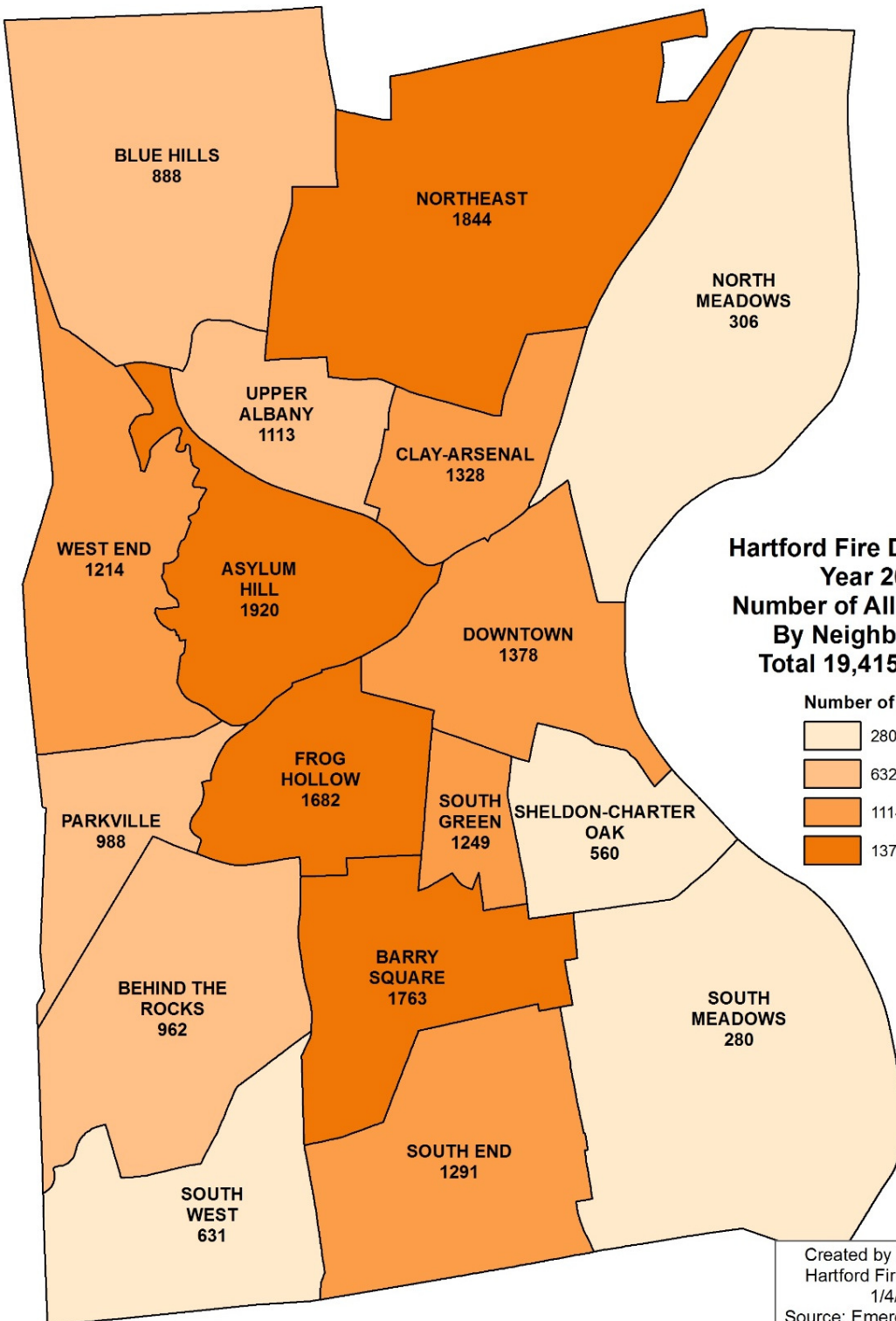
# Incidents by Fire Station Year 2022



Fire Station	Count
Engine Area 1	4059
Engine Area 2	3526
Engine Area 5	3122
Engine Area 8	3092
Engine Area 11	3085
Engine Area 10	2883
Engine Area 7	2863
Engine Area 15	2192
Engine Area 14	2187
Engine Area 9	1108
Engine Area 16	973

Created by Leandro Cieri  
Hartford Fire Department  
1/4/2023  
Source: Emergency Reporting  
Geocoded: 29,090  
Not Geocoded: 66

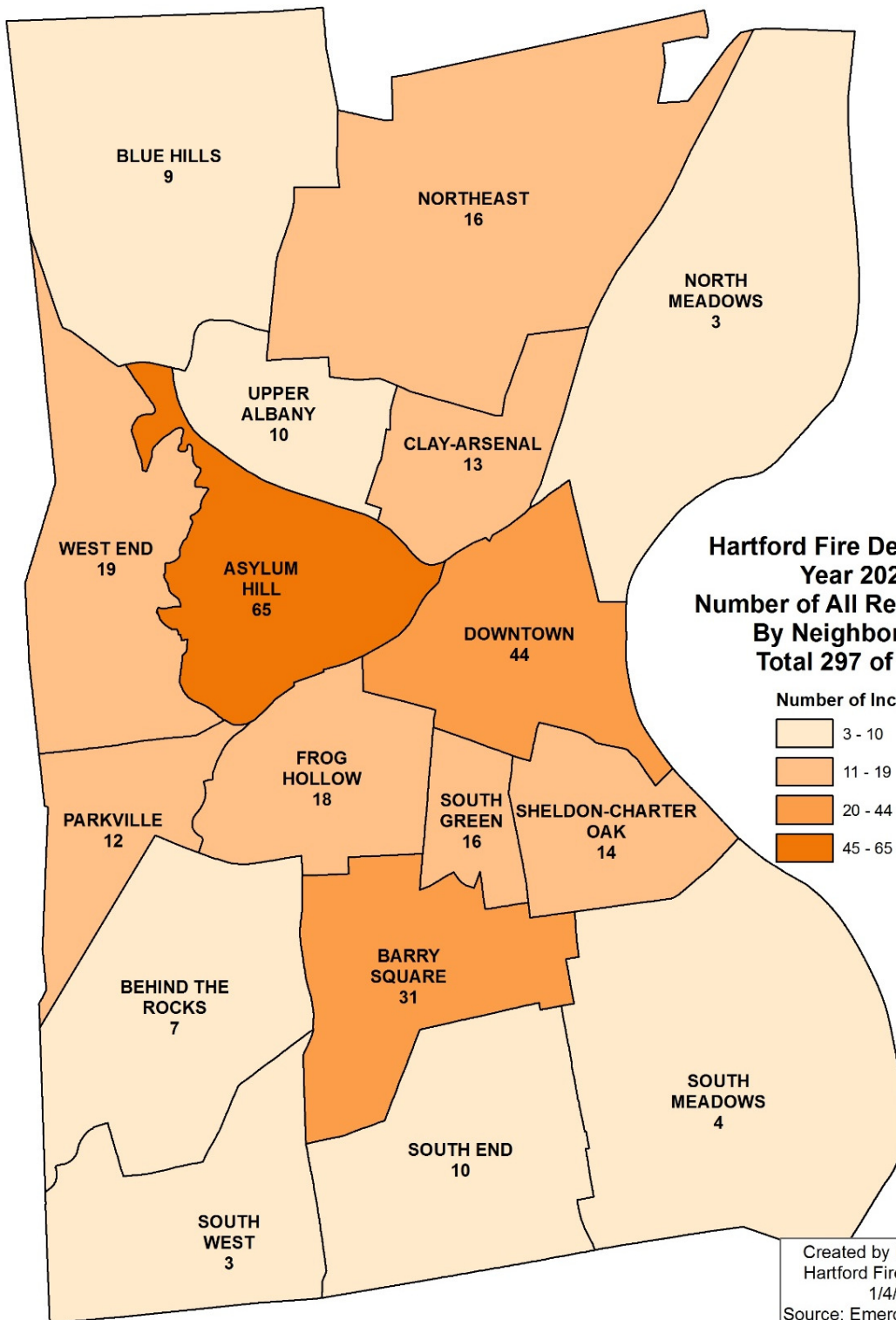
# EMS Year 2022



Incident Type	Incident Description	Count
321	EMS call, excluding vehicle accident with injury	10046
311	Medical assist, assist EMS crew	6024
381	Rescue or EMS standby	916
322	Motor vehicle accident with injuries	889
324	Motor Vehicle Accident with no injuries	762
300	Rescue, EMS incident, other	470
510	Person in distress, Other	219
323	Motor vehicle/pedestrian accident (MV Ped)	83
320	Emergency medical service, other	6

Created by Leandro Cieri  
Hartford Fire Department  
1/4/2023  
Source: Emergency Reporting  
Geocoded 19,397  
Not Geocoded: 18

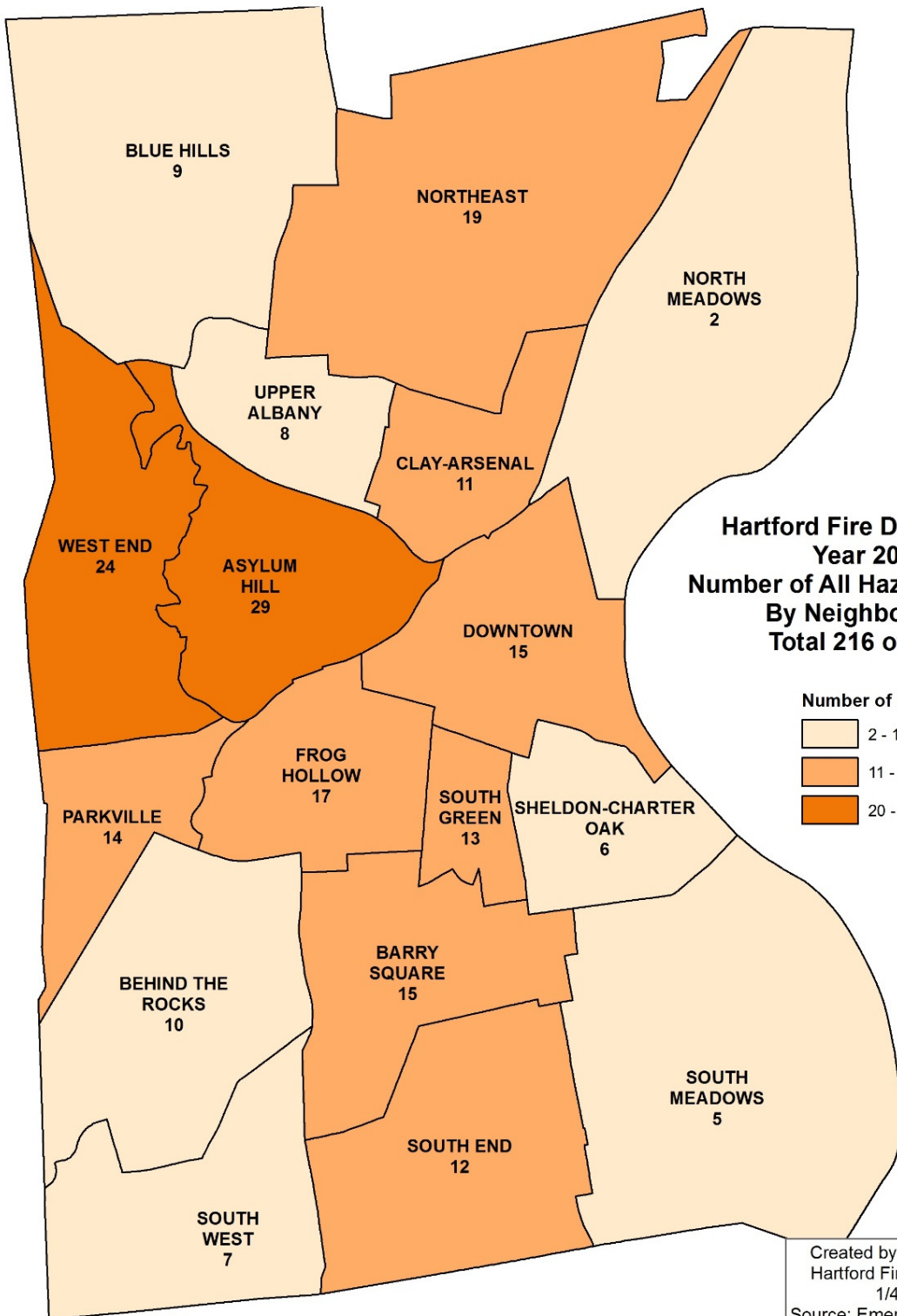
# Rescue Calls Year 2022



Created by Leandro Cieri  
Hartford Fire Department  
1/4/2023  
Source: Emergency Reporting  
Geocoded: 294  
Not Geocoded: 3

Incident Type	Incident Description	Count
353	Removal of victim(s) from stalled elevator	129
511	Lock-out	89
352	Extrication of victim(s) from vehicle	43
331	Lock-in (if lock out , use 511 )	19
350	Extrication, rescue, Other	6
512	Ring or jewelry removal	5
461	Building or structure weakened or collapsed	3
351	Extrication of victim(s) from building/structure	2
365	Watercraft rescue	1

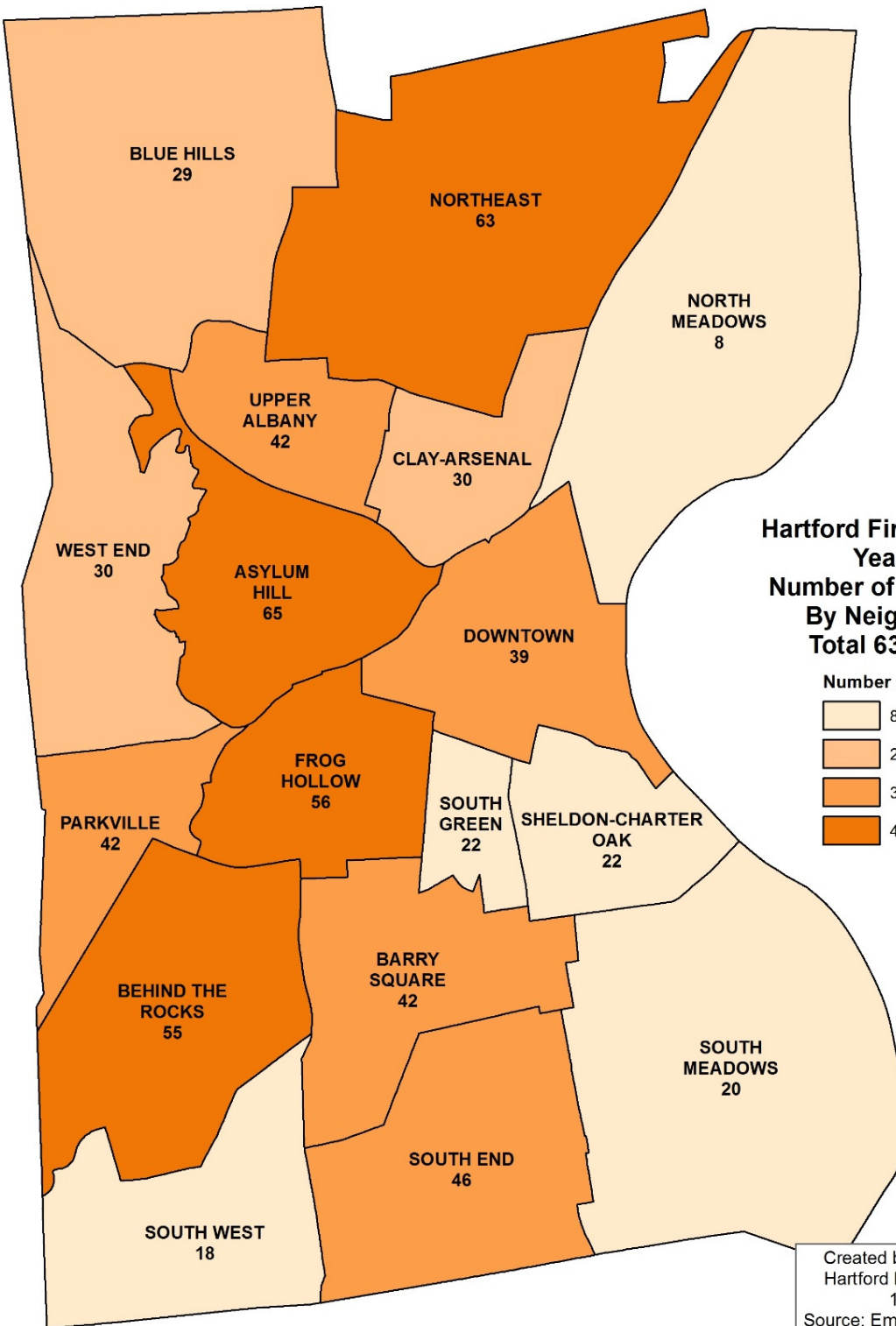
# Hazardous Materials Year 2022



Incident Type	Incident Description	Count
412	Gas leak (natural gas or LPG)	90
463	Vehicle accident, general cleanup	32
400	Hazardous condition, Other	26
424	Carbon monoxide incident	24
411	Gasoline or other flammable liquid spill	18
413	Oil or other combustible liquid spill	10
410	Combustible/flammable gas/liquid condition, other	5
460	Accident, potential accident, Other	4
422	Chemical spill or leak	2
420	Toxic condition, Other	2
423	Refrigeration leak	1
451	Biological hazard, confirmed or suspected	1
421	Chemical hazard (no spill or leak)	1

Created by Leandro Cieri  
Hartford Fire Department  
1/4/2023  
Source: Emergency Reporting  
Geocoded: 216  
Not Geocoded: 0

# All Fires Year 2022

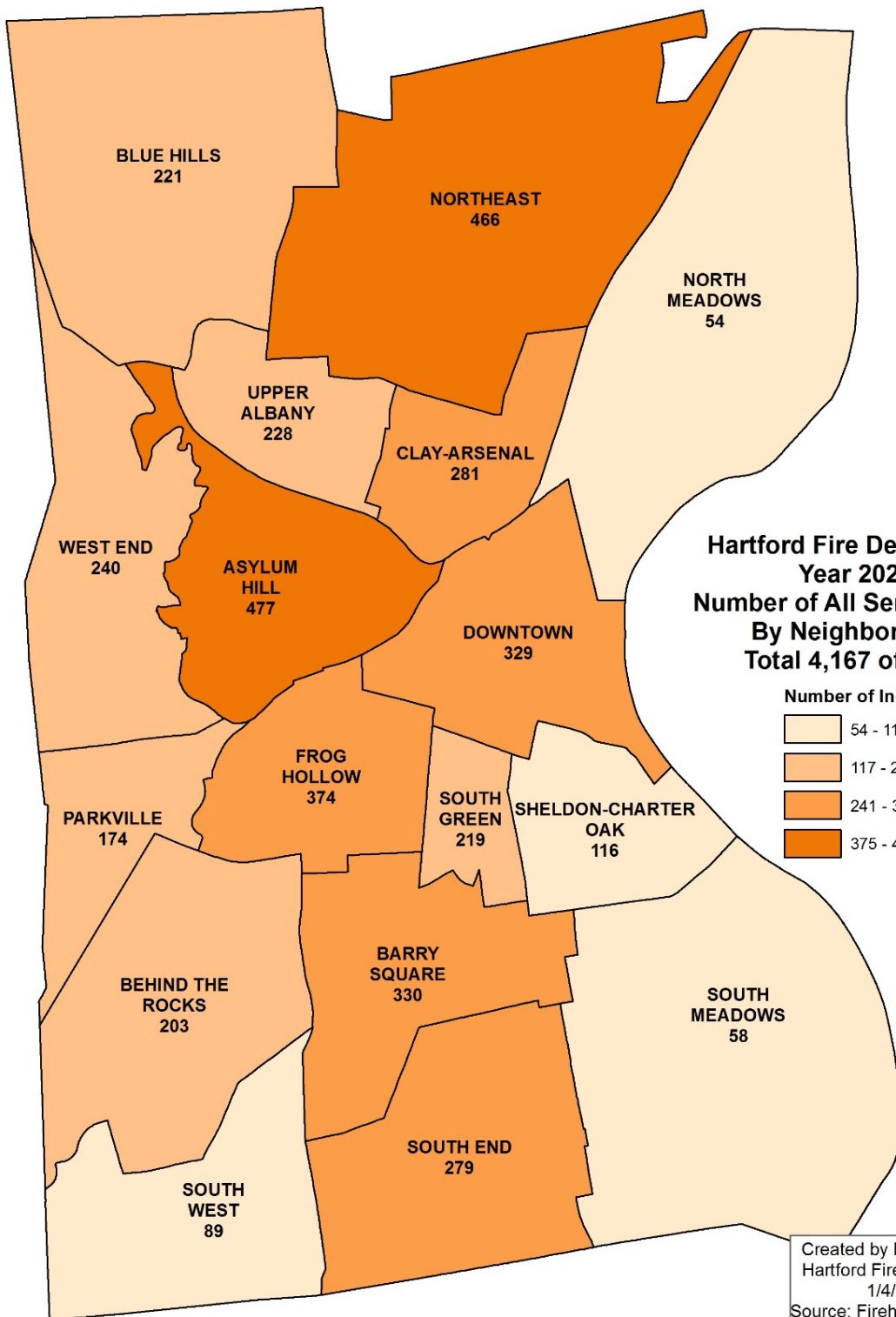


Created by Leandro Cieri  
Hartford Fire Department  
1/4/2023  
Source: Emergency Reporting  
Geocoded: 629  
Not Geocoded: 2

Incident Type	Incident Description	Count
111	Building fire	132
131	Passenger vehicle fire	95
142	Brush or brush-and-grass mixture fire	66
151	Outside rubbish, trash or waste fire	63
140	Natural vegetation fire, Other	47
118	Trash or rubbish fire, contained	38
150	Outside rubbish fire, Other	35
113	Cooking fire, confined to container	35
154	Dumpster or other outside trash receptacle fire	34
100	Fire, Other	20
130	Mobile property (vehicle) fire, Other	15
143	Grass fire	12
160	Special outside fire, Other	9
116	Fuel burner/boiler malfunction, fire confined	7
112	Fires in structure other than in a building	6
141	Forest, woods or wildland fire	4
120	Fire in mobile prop used as a fixed struc, Other	2
153	Construction or demolition landfill fire	2
152	Garbage dump or sanitary landfill fire	2
132	Road freight or transport vehicle fire	2
481	Attempt to burn	1
138	Off-road vehicle or heavy equipment fire	1
482	Threat to burn	1
161	Outside storage fire	1
162	Outside equipment fire	1



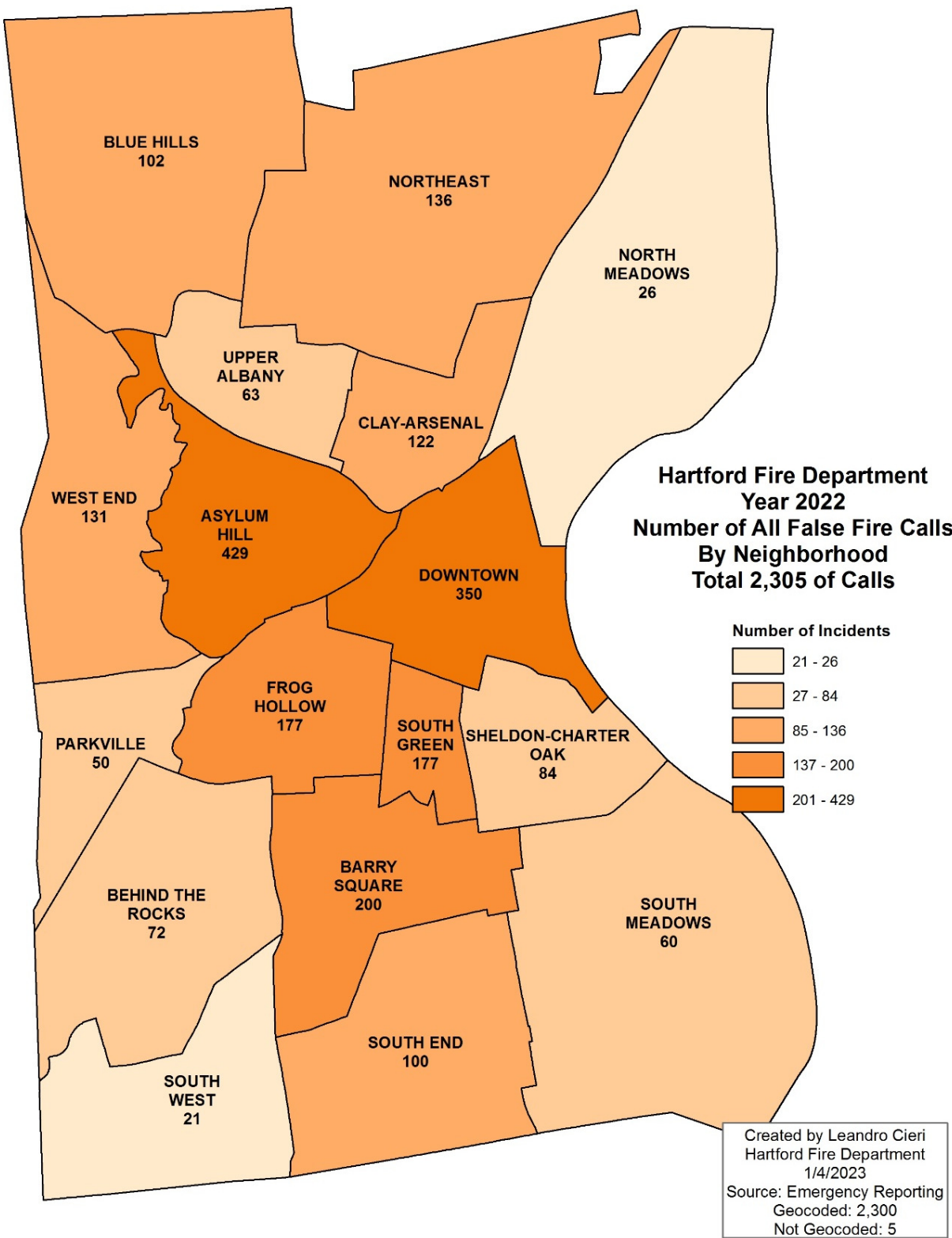
# Service Calls Year 2022



Created by Leandro Cieri  
Hartford Fire Department  
1/4/2023  
Source: Firehouse Software  
Geocoded: 4,138  
Not Geocoded: 29

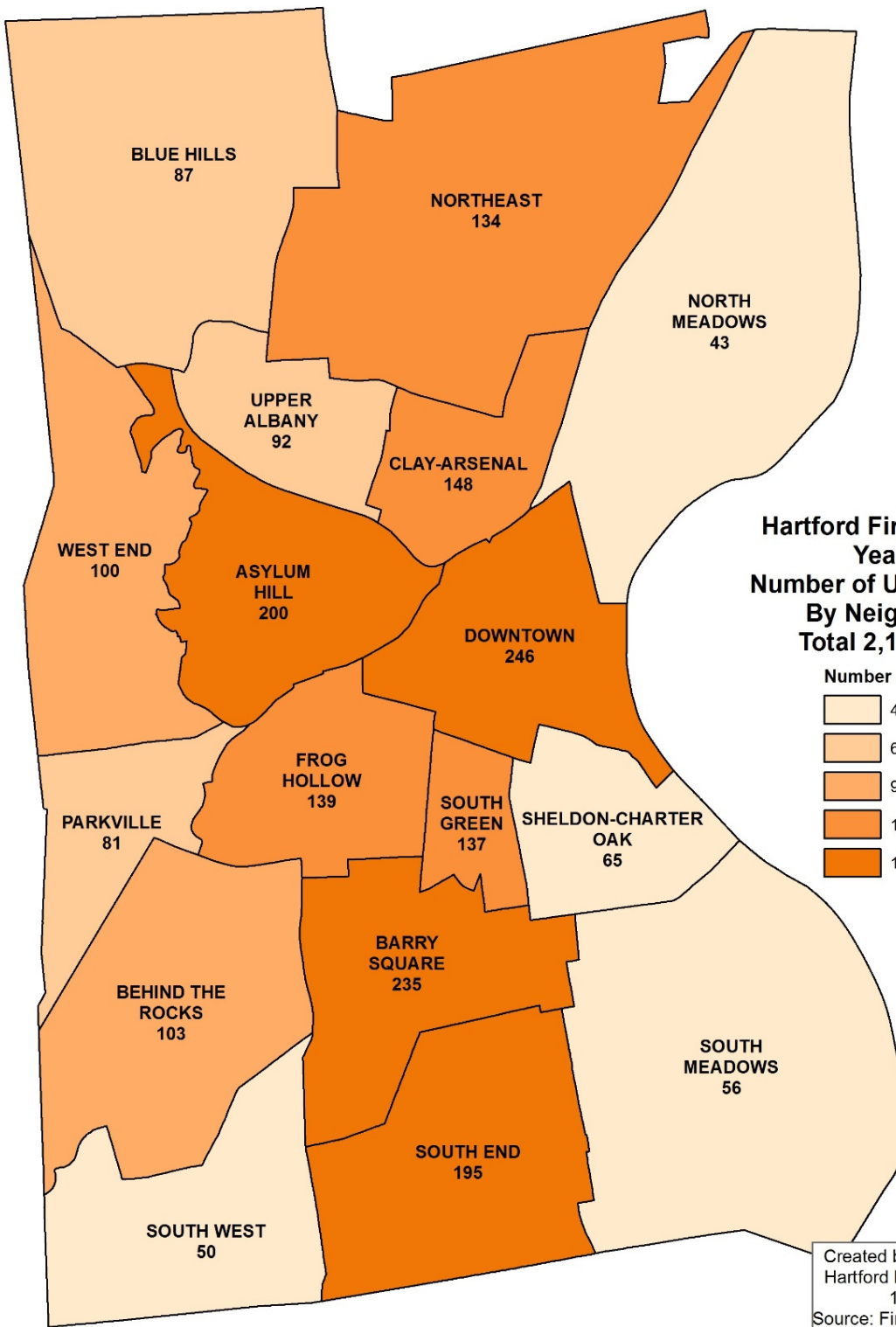
Incident Type	Incident Description	Count
500	Service Call, other	1950
552	Police matter	810
531	Smoke or odor removal	442
553	Public service	380
520	Water problem, Other	247
444	Power line down	95
522	Water or steam leak	46
550	Public service assistance, Other	38
440	Electrical wiring/equipment problem, Other	32
554	Assist invalid	26
551	Assist police or other governmental agency	24
571	Cover assignment, standby, moveup	23
442	Overheated motor	17
445	Arcing, shorted electrical equipment	11
555	Defective elevator, no occupants	7
441	Heat from short circuit (wiring), defective/worn	6
542	Animal rescue	5
521	Water evacuation	5
443	Breakdown of light ballast	2
541	Animal problem	1

# Fire Alarms Year 2022



Incident Type	Incident Description	Count
745	Alarm system activation, no fire - unintentional	835
743	Smoke detector activation, no fire - unintentional	387
735	Alarm system sounded due to malfunction	350
710	Malicious, mischievous false call, Other	171
740	Unintentional transmission of alarm, Other	140
733	Smoke detector activation due to malfunction	98
730	System malfunction, Other	91
700	False alarm or false call, Other	39
715	Local alarm system, malicious false alarm	38
731	Sprinkler activation due to malfunction	32
741	Sprinkler activation, no fire - unintentional	31
744	Detector activation, no fire - unintentional	31
736	CO detector activation due to malfunction	18
714	Central station, malicious false alarm	15
711	Municipal alarm system, malicious false alarm	10
734	Heat detector activation due to malfunction	7
746	Carbon monoxide detector activation, no CO	6
742	Extinguishing system activation	2
712	Direct tie to FD, malicious false alarm	1
732	Extinguishing system activation due to malfunction	1
751	Biological hazard, malicious false report	1
713	Telephone, malicious false alarm	1

# Undefined Calls Year 2022

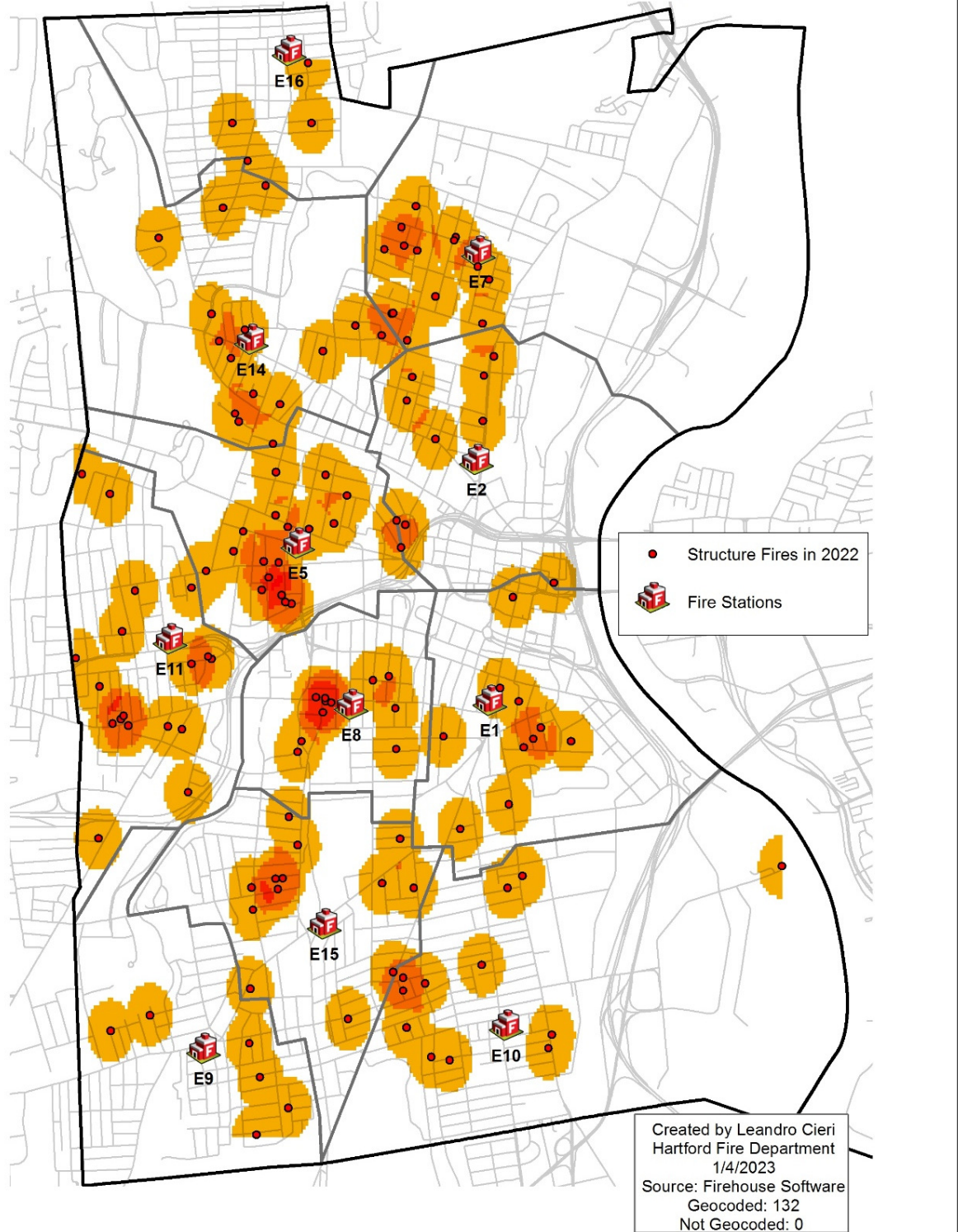


Created by Leandro Cieri  
Hartford Fire Department  
1/4/2023  
Source: Firehouse Software  
Geocoded: 2,111  
Not Geocoded: 9

Incident Type	Incident Description	Count
622	No Incident found on arrival at dispatch address	1858
900	Special type of incident, Other	75
661	EMS call, party transported by non-fire agency	51
600	Good intent call, Other	28
611	Dispatched & cancelled en route	23
621	Wrong location	22
651	Smoke scare, odor of smoke	17
652	Steam, vapor, fog or dust thought to be smoke	11
650	Steam, Other gas mistaken for smoke, Other	9
671	HazMat release investigation w/no HazMat	4
911	Citizen complaint	4
211	Overpressure rupture of steam pipe or pipeline	4
240	Explosion (no fire), Other	3
653	Smoke from barbecue, tar kettle	3
210	Overpressure rupture from steam, Other	2
231	Chemical reaction rupture of process vessel	2
641	Vicinity alarm (incident in other location)	1
251	Excessive heat, scorch burns with no ignition	1
200	Overpressure rupture, explosion, overheat other	1
221	Overpressure rupture of air or gas pipe/pipeline	1

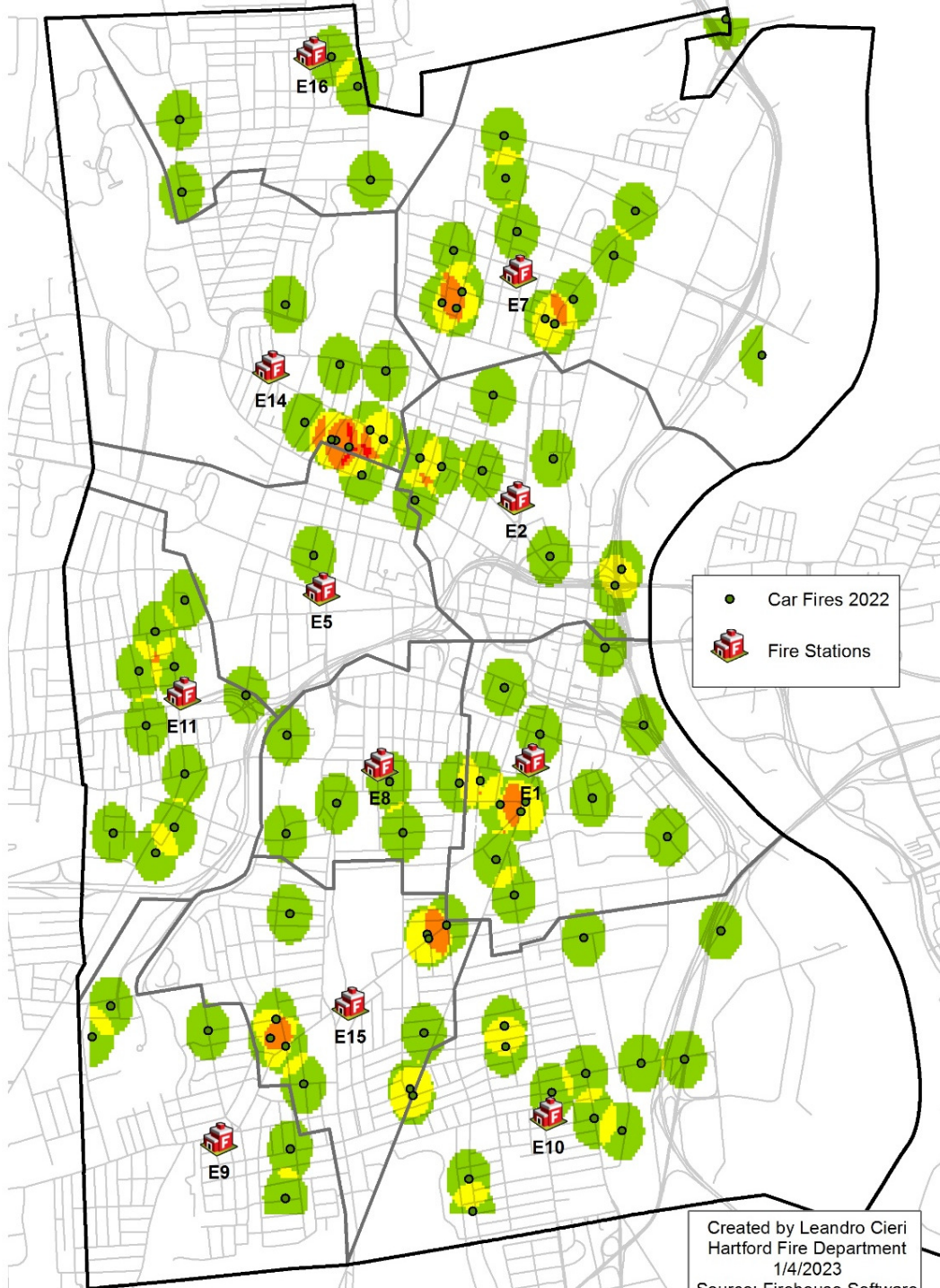
# Location of Structure Fires In Relationship to Fire Stations

# Structure Fire Calls Year 2022



# Location of Car Fires In Relationship to Fire Stations

# Car Fire Calls Year 2022



- Car Fires 2022
- 🚒 Fire Stations

Created by Leandro Cieri  
Hartford Fire Department  
1/4/2023  
Source: Firehouse Software  
Geocoded: 95  
Not Geocoded: 0

# QUESTIONS/COMMENTS



"Goal Oriented, Results Driven"